



Port of Amsterdam

# Port performance

## A sustainability perspective



Marleen van de Kerkhof, Commercial Division  
May 5<sup>th</sup> 2011, ESPO annual conference

Port of Amsterdam is a company of the city of Amsterdam

## Outline

Role of the port authority

How to monitor sustainability

Challenges / issues



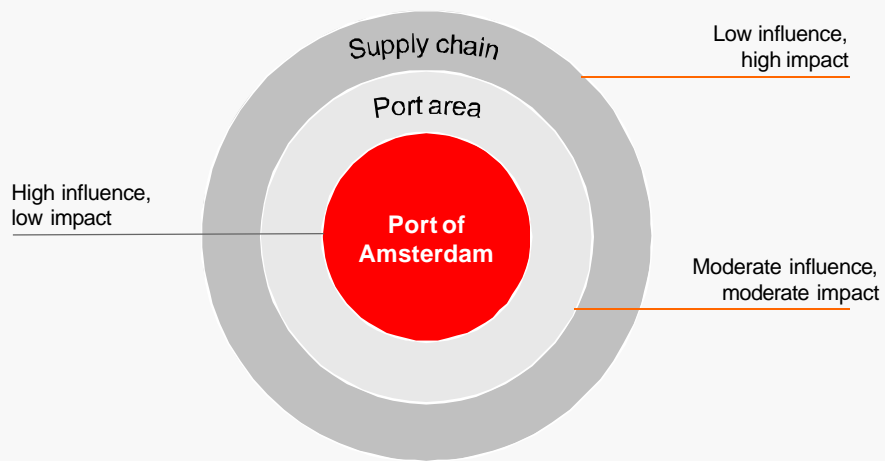
Port of Amsterdam

# Amsterdam Seaports



✘ Port of Amsterdam  
✘  
✘

## Role of the port authority: acting at three levels




✘ Port of Amsterdam  
✘  
✘


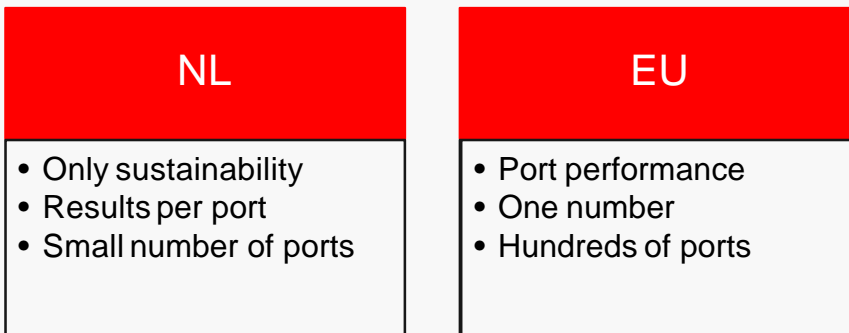
## How to monitor: the Dutch experience



- Air quality
- Energy, CO<sub>2</sub> and waste
- Land use intensity
- Nature conservation and development
- Water quality and management
- *Intermodal transport hinterland*
- *Environmental management*
- Concentration PM<sub>10</sub>, SO<sub>2</sub>, N<sub>2</sub> / m<sup>2</sup>
- Renewable energy production, CO<sub>2</sub> emissions / m<sup>2</sup>
- Transshipment / added value / employment / m<sup>2</sup>
- Number of 'red list' species in port area
- Oil spills, discharge at the surface water
- *Modal split*
- *Tools and certificates, e.g. SDM, PERS, ISO*



## Comparison between Dutch and EU project



## Possible sustainability indicators at EU level

- Intermodal transport
  - Barge / shortsea
  - Train
  - Truck
  - Pipe
- Intensity of land use
  - Transshipment
  - Employment
  - Added value



## Challenges / issues

- Limited data availability
- Data are difficult to compare
- How to deal with interdependence between indicators
- What is good and what is better?

**N.B:** Data at EU level are now often difficult to compare. PPRISM can contribute to standardisation of data sets, which facilitates better monitoring of EU policies.



Thank you for your attention!

[Marleen.van.de.kerkhof@portofamsterdam.nl](mailto:Marleen.van.de.kerkhof@portofamsterdam.nl)

[www.portofamsterdam.nl](http://www.portofamsterdam.nl)

